

# Depth of Field

A 13 Photography Newsletter

970-242-2220 [www.13photo.com](http://www.13photo.com) [Scott@13photo.com](mailto:Scott@13photo.com)



## Whats New...

New [Canon Camera](#) (Click) rebates on select bodies and lenses. Now is a good time to upgrade...EOS 40D-\$999 after rebate....EOS 5D-\$1999 after rebate- also rebates on specific lenses and flashes. Come in and check it out! And the newest [Rebel XSI](#) (Click) is in stock!....[Lowepro Professional Photo Bags](#) (Click) Are all on sale thru June! 20% off lowest marked price! Good stock right now, come in and see!....New shipment of [Moab Papers](#) (Click)....New shipment of [Bogen/Gitzo Tripods](#) (Click) and Accessories...New shipment of [Op-Tech Camera Straps](#) (Click)....[Elinchrome Lighting Systems](#) (Click) are in! 400w/s 2 lite kit only \$899! Perfect Portraiture set-up!

## Coming Up...

[Helper Utah Arts Festival](#) (Click) is looking for photographers. Download the sign-up sheet under the 'Vendor' tab....[Crested Butte Wildflower Festival](#) (Click)...[Steamboat Springs Art and Balloons](#) (Click)...[Aspens Art Festival](#) (Click)...[Cherry Creek Arts Festival](#) (Click) Huge! In Denver....[Crested Butte Art Festival](#) (Click)....Bruce Hucko, our intrepid guide in the Moab area, has two new seminars coming up (Click) If you have been to a [Moab Symposium](#) (Click) then you know what a great event these will be....Have Peach Pics? [Palisade Peach Festival Photo Contest](#) (Click) is for you! Please fill out BOTH forms!.... [Free Press has a Photo Contest](#) (Click) Check it out!...[Dave Davis's new tours](#) (Click)...[George Lepp in GJ!](#)(Click)....

## Ongoing...

[Little Red Rocker Chair-ity Art Show](#) (Click) is still going on. Lots of neat images and inspiration.....[13Photo Academy](#) (Click), Master Instructor Steve Traudt, (we call him 'Dean Traudt') (**Super Double Secret Probation! Animal House,(Click) remember?!**) has a whole slew of classes posted with more to come. Don't wait too long to sign up as they fill fast. Seriously, the Canon Rebel and Photoshop classes fill up months in advance. So check your calendar and call to get registered!....**Canvas Sale!** Jeff has a really great promotion going on! Up to 50% off on finished canvas printing. This includes the Epson Canvas, the stretching onto the frame, and the protective UV spray coating. Ready to hang! Just bring in your film or digital file! Price? Well how about only \$75 for a finished 16x24! Or only \$125 for a finished 24x36! So come in and see Jeff for this really cool deal! Lots of sizes available!

## LINKAGE... CLICK 'EM

**ASST PHOTO LINKS**  
[Hilarious Photo Cartoon](#)

[Copyright Info](#) [And more here](#)

[Photo Business Blog](#)

[Photo Pricing Help](#)

[Local Photo Group](#) [And Here](#)

[Local Mac Club](#)

**I3PHOTO CLASSES**  
[Click here for current listing](#)

**COMING UP...**  
[George Lepp Seminar in GJ!](#)

[GJ Farmers Market-Every Thur](#)

[Moab Photo Symposium \(2009\)](#)

[What to do this weekend!](#)

**PHOTOSHOP SITES...**  
[Elements 6 Training](#)

[Lightroom Training](#)

[When is KelbyTraining coming close to me?](#)

[Photoshop Actions](#) [More Actions](#)

## July in Colorado...

That can mean only one thing....

Wildflowers! Few subjects are more popular with photographers, and with good reason. These high alpine jewels resonate with us on several levels.

With the record snowfall last winter, a bumper crop is expected. The trick is figuring out just when they will peak. Usually the middle of July is pretty safe, but it could be a bit earlier or later depending ultimately on temperatures and snowmelt conditions.

Everyone has their favorite destination. I usually head for the San Juans with tripod, 4 wheel drive and lots of memory cards! Of course, I love Yankee Boy Basin (but so does everyone else!). A less crowded spot that I always check out is Mineral Basin. Start up the Black Bear road, which is off US 550, just south of Red Mountain Pass. In about a mile, you'll start seeing some gorgeous fields of flowers including paintbrush and columbines. Don't worry about this road: the first couple of miles are easy; just don't keep going!


While you are in this area, check out the top of Forest Road 825, a lesser known drive, which is also great for panoramas. To reach this location from Silverton, drive north on U.S. Hwy 550 about 5 miles, turn right on Forest Road 825. Follow approximately 2.75 miles to

its highest point; a short distance above timberline. Park your vehicle and look for the best vantage point to



view the south and southwest. Continue the descent north down to join back up with 550. This side of FR825 features some great wildflower meadows, with stunning backdrops.

If you are in the Telluride area, be sure to visit Gold King Basin, a very rewarding location to visit. It has a variety of flowers with columbine and paintbrush usually the most plentiful. From Telluride, drive south on State Hwy 145 toward Ophir Loop. About 3 miles west of Telluride, there will be an intersection where 145 splits to the north and south. There's a gas station and a few other businesses at this intersection. Turn left, heading south, and follow about 5 miles until you see the Sunshine National Forest



campground on the right and the road to Alta Lakes on the left. Turn left on Alta Lakes Road (Forest Road 623), marked by a road sign. Follow this road to the ghost town of Alta. You'll pass through its remains, cross the stream and continue uphill. At

the next fork, turn right (unmarked) and follow this road to the small, unnamed lake that sits in Gold King Basin. Wildflowers can be bountiful around this lake and further up the road, higher in the basin. It may be worthwhile to visit Alta Lakes while you're in the area.

They're less than a mile from Gold King Basin and easy to locate; just eliminate the last right turn toward Gold King Basin. Instead, continue straight and you'll reach them in about 1/2 mile. Of the three lakes, the furthest (most westerly) one has the most wildflower potential.

No visit to the San Juans is complete without a visit to one of my all time favorites, American Basin. Drive east out of Silverton on State Hwy 110 (also known as Forest Road 586) about 11 miles toward Animas Forks. As you approach Animas, watch your signs and veer right toward Engineer Pass which will be marked by a sign. In about 1/2 mile, turn right toward Cinnamon Pass. Here the road becomes a rougher and has precipitous sections; a four-wheel drive is mandatory. Proceed up Cinnamon Pass and descend the other side. In less than 1/2 mile after descending to tree line, turn right on Forest Road 12 (expect to begin seeing flowers here) and follow to its end at a trailhead parking lot. Total distance to

American Basin from Silverton is about 18 miles. Last summer I got some really nice purple monkshood shots here. This is also a good place for marmots and pikas; just look for the columbine covered rock piles!

The Crested Butte area is the other wildflower Mecca. Although I am less familiar with this area, you should especially try the Lake Irwin area.

Photographing wildflowers can be a challenge due to their size, closeness to the ground and nearly constant movement due to wind. You'll want a good tripod that gets low down. A cable release is useful too.



Equipment to "get closer" runs the gamut of inexpensive screw-in close-up lenses to a true macro lens. The simplest and least expensive are the close-up lenses which come in a set of 3. You can use one or two in various combinations. If using two, screw the "stronger" one onto the lens first. Don't use all 3 at once. Specialized, high quality screw in lenses are made by Canon and Nikon. Canon makes the 250D and the 500D, while Nikon has the 5T and 6T variants although the Nikon ones may be hard to find (try eBay). Both brands are two element designs and made to work on telephoto zoom lenses. You may need an adapter ring to match the lens to your filter size. I have the Canon 500D and it is sharp and versatile.



*(13P carries a nice closeup filter like the Canon styles in most sizes -Scott-)*

Extension tubes get you closer but they do cause a loss of light and are relatively expensive. A tele-converter magnifies the image size but with loss of light and possibly reduced image quality.

The ultimate tool is a true macro lens. These feature very high resolution, flat fields and high magnification. I use a Canon 100mm macro lens on my 40D. The 1.6x factor gives an

equivalent 160mm macro, with excellent working distance. Sigma makes a nice 70mm macro lens for both Nikon and Canon.

When photographing flowers, you have to juggle several decisions. You can "stop down" your lens to a small aperture like f11 or f16 for more depth of field. But as you do this; your shutter speed slows down so wind becomes an issue. Or you can try a large aperture such as f4 for f5.6 for a very narrow depth of field. Just select a small portion of the flower to focus on while the rest of the blossom becomes a soft blur.



Don't overlook the use of a Lens Baby for a whole other set of possibilities. The soft, dreamy look is perfect with flowers.

Using auxiliary lighting is very helpful as it lets you use the smaller f-stops and still maintain a decent shutter speed. A handy device is a reflector to throw some light into your subject. These lightweight folding disks come in silver, gold and white. They work very well and you can preview the effect. Some also come with a diffuser which can cast a soft, low contrast light. An external electronic flash is another possibility. You may need to use a flash TTL cord to get the flash off the camera so you can aim it at the flower. Experiment with some diffusing materials over the flash.

You can use a rubber band to put facial tissue, wax paper, rip stop nylon, etc over the flash head. A piece of plastic cut from a milk jug



works well too. The ultimate flash is a ring flash. These provide extremely soft, shadow free light. These can be expensive (\$400 to \$600) but the Gallery has a nice unit for under \$200 that I use with great results.

It is very important to watch your backgrounds too. Don't let distracting hot spots or strong lines to creep in. Use your depth of field preview button to gauge how the background will look.

When we used film, wildflower photography was always a bit difficult. But with digital, you can see what is happening and make corrections.


Finally, if you have a small point 'n shoot type digital camera, these work great in the Macro mode. They often get within an inch of the subject and offer good depth of field.

Many of the above mentioned products are available at 13 Photography. Stop down and see what makes sense for you. And then get out there and make some magic!

Steve Traudt  
c. 2008

[Go to Steves Website \(Click me\)](#)

[Steve also is an amazing instructor! See his classes! \(Click\)](#)




## Photography Classes By Steve Traudt

The Grand Valley's Premier Photo Instructor For 21 Years!

**Dick Colby**, Assistant Instructor

### **Rebel With A Cause...** *Using Your Digital Rebel, Wed & Thurs, July 23-24, 5:30 PM to 9:00 PM.*

**\$89** An exciting, newly expanded, 7 hour class devoted to the operation of the popular Canon Digital Rebel camera, including the **XT**; the **XTi** and the new **XSi**. You learn the various controls, settings and adjustments. We explain the various "zones" from Basic to Creative. Custom Functions will be explained as will proper exposures. Learn about JPEG and RAW. We also cover downloading, flash and lenses. This class will put YOU in control of this wonderful camera! Class notes provided via CD. Bring camera and instruction book. Now includes some hands-on practice outside.



**Photoshop Elements 6.0 Basics...** *Saturday, July 26, 9:00 AM to 4:30 PM.* Hands-on training for new version 6.0 of Photoshop Elements! Use our classroom computer or bring your laptop with Elements 6.0 installed (bring an external mouse & AC adapter). Designed for beginners. We teach optimizing, printing and saving your images. Learn to enhance and correct your photos and other creative features. You receive extensive class notes plus a CD of the class images. Mac users welcome too; bring your Mac laptop with 6.0 installed! See below for August date. And also for new Intermediate "Wow" class.

**MORE Beyond the Basics...** *Wed & Thurs, July 30-31, 6:00 - 9:00 PM. \$89.* A great series of informative presentations to further your artistic and technical skills. **Programs include:** *Using Flash; Getting Great Prints from your Inkjet Printer; Making Digital Slide Shows; Photographing Artwork & Small Items; Bosque del Apache & Bird Photography and Photoshop Workflow.* This class is designed for users of digital SLR cameras. Same classes Steve presents at national seminars. (Farmer's Market is Thurs night; allow extra time to find parking space.)

**Photoshop Elements 6.0 Basics...** *2 Wed, August 20 & 27, 5:30 PM to 9:00 PM. \$99. See above.*

**Photoshop Elements 6.0 Intermediate... The "Wow" Class.** *Saturday, Sept 13, 9:00 AM - 4:30 PM. \$109.* **The class you have been waiting for!** Do you understand the Basics of Elements? Are you ready for the next step? Then this hands-on class is perfect as Steve shows you many powerful secrets. We venture further into this amazing program covering many topics including layers; retouching; color corrections; using layer masks; targeted adjustments; cool montage effects; restoring old photos and many other creative techniques. Use a classroom computer or bring your laptop computer with Elements 6.0 installed (bring an external mouse & AC adapter). Mac users welcome too; bring your Mac laptop with 6.0 installed! You receive class notes and a CD with the class images. You need to have a basic understanding of Elements or have taken Steve's Basic class. There will be a one hour lunch, on your own. After taking this class, you will truly say, **"Wow!"** **Note: class will fill very quickly.**

**Register Early ~ Classes often sell out ~ Arrive 10 min. early ~ Classes start promptly ~ Allow time for parking**

**Steve Traudt** presents national photo programs, writes articles, exhibits fine art and is a pharmacist. His photographs have won many awards and been accepted in exhibitions worldwide. He is known for his energy and enthusiasm and ability to explain even difficult subjects. Visit Steve at: [www.synvis.com](http://www.synvis.com)



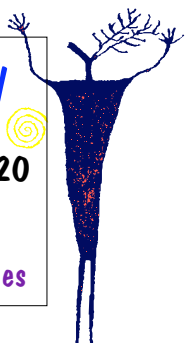
**13 Photography Gallery**

354 Main Street

Grand Junction 970-242-2220

[www.13photo.com](http://www.13photo.com)

Expert Advice ~ Competitive Prices



Been a busy month! Late Saturday sometime on May 30th our expansion tank above the water heater in the ceiling above the bathrooms sprung a nice leak! Pretty much took out the mens bathroom and a good amount of the nice wood flooring there. The water traveled down through the walls and unloaded in our office area. The water then spread out and infiltrated CHAFAs (Colo Housing and Finance Authority) basement next to us. Really did a number on their nice carpeting and flooring. A big Thank You to Steve at Serv-Pro! I cant recommend him higher. If you have a problem like this, give him a call! 241-8181 So we are now in repair mode. As I write this we are getting new wall board and then comes paint and new tile in the bathrooms. Should be all set in a few weeks!

Red Rocker show was the First Friday in June. The kickoff to our monthly art shows. I think it was a very nice opening. Lots of really nice people bought a lot of cool art and all the proceeds went to St. Marys Pediatrics! The show runs through July. Come check it out! Bill Holstein spent the past year on this one photographic project! Hauling a small red chair all over the area and shooting it. And I can't seem to plan out a whole week in advance! Let alone think about a year long project. Nice work, Bill!

If you are interested in being a First Friday Artist give Mickie a call or better yet come in and we'll get you all set-up! Might be a good way to get exposure for your work and a few sales too! Still a few spaces left for this year! And the first part of '09!

Been talking to Nikon Corp. about getting a dealership. Things move slowly with them, but I should be a dealer sometime this fall. Keep checking in! Can you say D300!

Steve just gave me his class list for the next 60 days. Good stuff there. Don't wait too long to sign up as the classes fill up. No lie! Our waiting list for the next Rebel class filled half of it already! So check your calendar and give us a call!

I'm going to gloat a bit here, so bear with a proud dad, and brother. My son Cooper is in L.A. with an internship with the Discovery TV Channel and is having a ball! So today he sends me this link

[...http://www.maclife.com/article/300\\_000\\_europeans\\_cant\\_be\\_wrong...](http://www.maclife.com/article/300_000_europeans_cant_be_wrong...)

and informs me that he writes a bit for this website. How cool is that! And to think it all started with a refurbished Mac iBook back in '98 he got as a Christmas gift. You go Coop! Also my (much ;) ) older sister, Martha, is coming into town for a visit. She is a Principal for a large [elementary school in Vicenza, Italy \(Click\)](#). So I will be in and out of the Gallery for the week before July 4th. And this is my niece Emma in my littlest sister Sylvias' arms. So cute! So be safe everyone, and have an excellent July!! -Scott Parsons- (Happy 24th Anni Jenny!)

